



CFS 2100

THE WORLD CLASS TUNNEL FINISHING SYSTEM



**Start with accuracy,
finish with quality**

The standard by which all others are measured.

The world class CFS 2100 series tunnel finisher is the most productive tunnel finisher in the world today. Over the past decade the Colmac CFS 2100 series has become a staple in major industrial laundries around the world. The CFS 2100 series tunnel finisher has earned the reputation as the most dependable finishing system in the industry.

Advanced steam injection chamber:


The 2100 series tunnel finisher has a lengthened steam module to increase the garment's exposure to the steaming process. By injecting steam from the sides, above, and below the garment the steaming system improves steam penetration into the garments while using less steam.

The steam section has the Colmac "walk through" design to allow for easy access for maintenance and cleaning. The steam chamber has smooth stainless steel walls with no exposed rivets or fasteners to catch on garments. The 2100 series tunnel finisher uses a built in drain system, condensate return, and a heated floor pan to prevent moisture from collecting at the bottom of the tunnel. All steam components are enclosed behind a lift-off panel for safety.

CFS 2100 live steam system components



Colmac's "Walk-Through" steam section



Colmac has its c

Other standard features

Both the steam section and the finishing sections of the CFS 2100 series tunnel have removable lift-off panels to safely enclose steam, gas, blowers, and other electrical components.

Configurable in either left or right hand hanger logic to fit your plant layout.


Available in either high efficiency natural gas or steam heated.

Available with push button controls, or the new redundant PLC control system.

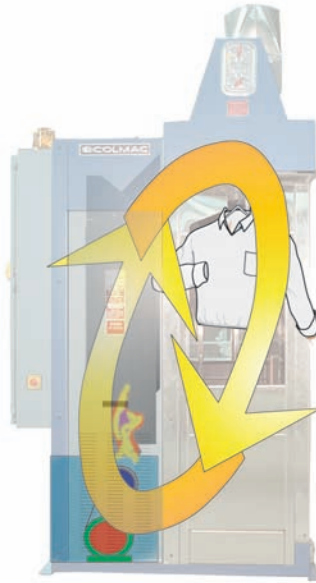
Sensors to trigger the steam injection and save energy when not needed.

An advanced gas chamber:

Colmac produced the first direct fired, gas-heated, finishing chamber in 1982, and has continued to improve upon that foundation. The CFS 2100 Series employs a new, highly efficient, "state-of-the-art" gas train in the finishing modules. This gas train is composed of internationally approved parts.



Colmac's "state-of-the-art" gas train. Each module comes with its own complete gas train and burner.



The "Straight-Through" design provides the most efficient use of airflow. Not only does it offer superior quality, but energy savings as well.

Every Colmac CFS 2100 Series finishing module comes equipped with its own gas train and blower system. Each module is individually wired, and need not be removed from production in the event another module is being serviced. Each module has its own gas inlet and emergency shut-off valve.

Features:

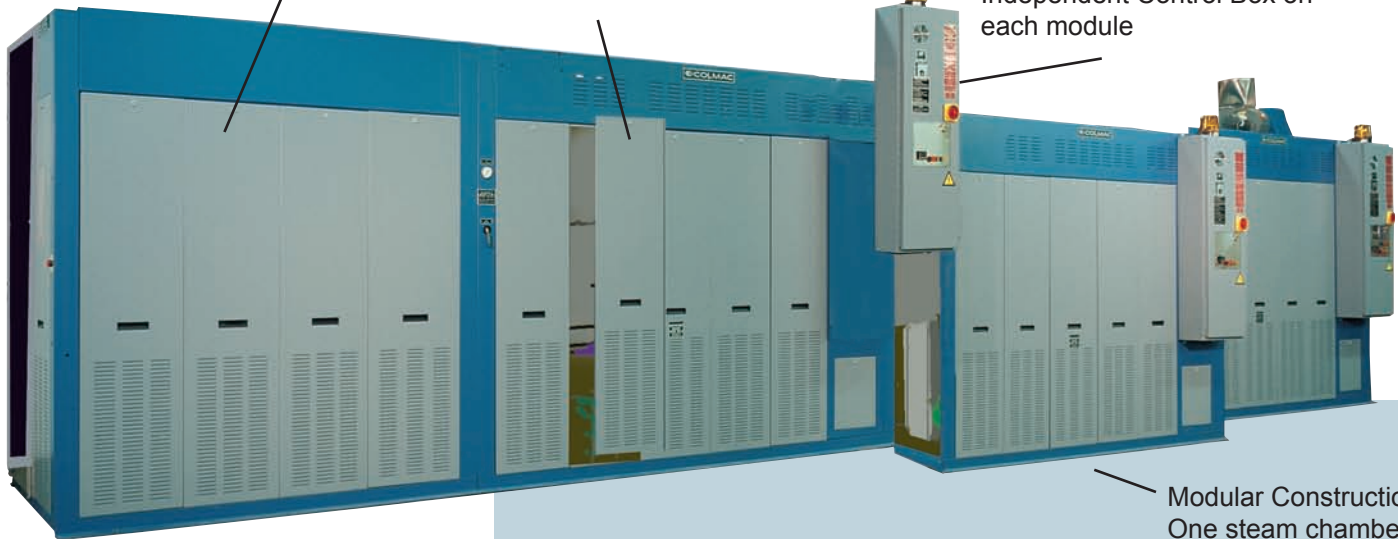


Entrance Enclosure and Blower

Steam Chamber

Removable Service Panels

Independent Control Box on each module



Modular Construction- One steam chamber can support up to five (5) modules.

Each finishing module is equipped with easy to use lint screens, or the new automatic lint screen cleaning system.

Fully tested at the factory prior to shipping.

Production:

Colmac's unique straight-through design efficiently utilizes energy more productively. The CFS 2100 series can be configured to process up to 5,000 damp-to-dry shirts per hour.* The modular design of the CFS 2100 series allows you to expand the system to meet future production needs.

*Industrial 65/35 poly/cotton shirts at 30% moisture retention with the CFS 2100-5. Production guidelines for other models are available from Colmac Industries at (509) 684-4505 or off our web site at www.colmacind.com.

Options:

Clean out/inspection doors.

A door installed in the finishing module to allow for access inside the module to retrieve fallen garments without entering the tunnel.

Entrance/Exit Enclosure and Exhaust system.

A stainless steel enclosure installed to the entrance and/or the exit of the tunnel finisher to exhaust heat and moisture outside the plant. The exhaust system uses a large blower wheel with a 16 inch outlet to optimize the removal of excess heat and moisture before it enters the plant.

Steam moisturizing system:

Enhances the wrinkle removal from dry garments.

High-Low steam:

Allows you to select high or low pressure steam injection depending on the garment type.

Remote mount control panel:

Mount the tunnel control panel in an easy to use location. Useful when the tunnel is to be located on a mezzanine.

Conveyor-Burner Interlock:

Automatically reduces energy usage by turning down the gas burner system in the tunnel finisher when the conveyor stops for any reason. Greatly reduces the chance of damaged garments due to conveyor stops. INCLUDED IN THE NEW REDUNDANT PLC CONTROL SYSTEM

Conveyor speed indicator:

A digital display that shows the conveyor rate in hooks per hour. INCLUDED IN THE NEW REDUNDANT PLC CONTROL SYSTEM

Tunnel Touch Screen Control Package

Easy to Use, Icon-Based



Picture-Based Trouble Shooting

- Alarm/Error Code
- Picture of Problem
- Troubleshooting Guide

Productivity and Energy

- Garment Count
 - Filled Conveyor Percentage
 - Run Time
 - Heating Load
 - Main Blower Load
 - Conveyor Motor Load
- Energy Savings "Pause Mode"
- Turns the burner system and main blowers down to conserve energy during breaks while still keeping the tunnel in a "ready to process" state.

- Control over Multiple Operation Points

- Air Temperature
- Blower Speed
- Conveyor Rate
- Steam Injection

- Network Enabled

• Uses Wi-Fi to monitor operations and retrieve stored data

Redundant Controls

- Allows the tunnel to operate even if the PLC or touch screen are non-functional

Multi-language Capabilities

- English, Spanish, German, French, Dutch, and Italian



Automatic lint screen cleaning kit.

Retrofit into any existing Colmac CFS 2100 series tunnel. Lightweight all aluminum construction, insulated for energy efficiency and safety. You can still use your old flat lint screens as a backup.

Leveling pads:

Adjustable pads that mount to the base of the machine for use on uneven floors.

Stainless steel exterior:

All exterior panels, corner, and top cover are manufactured from 304 series stainless steel.

Side-mount exhaust system:

Mount the exhaust system blowers to the side of the CFS 2100 tunnel finisher. Allows for more clearance with low ceilings.

Smart-Veyor conveyor system.

Auto tensioning conveyor drive system. Easily adjustable AC variable speed drive.

CFS 2100 Redundant PLC control system.

For more information, contact:

Colmac Industries, Inc.

PO Box 72

Colville, WA 99114 USA

Toll Free: (800) 926-5622

Phone: (509) 684-4505

Fax: (509) 684-4500

E-mail: sales@colmacind.com

Web: www.colmacind.com